



Textiles - Summer Investigation



Purpose

These activities should:

- Encourage you to be aware of what is around you.
- Encourage you to look closely.
- Encourage you to collect information and other useful things.
- Encourage you to be aware of other designers and artists' work.
- Help you to be prepared for a learning journey in September.

Theme: **Surface Textures** - We are surrounded by surfaces all of which have different qualities. Many surfaces we take for granted because we see them, sit on them, and walk on them every day. Some surfaces are mundane and offer no visual inspiration. Many others, however, offer a varied combination of colour, texture, lines, shapes, patterns and forms. Examples include, cracked and worn pavements, rusty surfaces, mud tracks, fences, shells, bark, grave stones, fossils, crystals, rock strata, leaves etc. As well as the interesting surfaces, the forms they are on may also be of interest such as the shell form, or the lock the rust is on or the fence pattern or structure.





Activities

Find images, take photos and collect objects

Collect a variety of images of close up and interesting surface textures, like the previous slide. These can be a combination of images from the internet and your own photos. Keep your eyes open and take photos of striking surface textures in the environment around you. Consider both natural/organic surfaces and man made surfaces. Collect small objects that have interesting and unusual surfaces too.

Collect...

Bits and pieces with different qualities to make your work unique to you. Collect bits of wool, paper, sweet papers, ribbon, lace, buttons, beads, vegetable nets, tomato puree tubes (empty ones cut open and cleaned), ring can pulls, bottle tops etc.

Resources...

A supply of basic drawing materials will help to get you started. You will need to purchase an A4 spiral bound sketchbook with quality cartridge paper 140g minimum (these can be purchased from the school community parent pay shop for a good price, as can other art supplies). Pencils 2B, 4B and 6B. A fine liner and set of pencil crayons.

Research...

Other artists and designers that have been inspired by surfaces in some way in your opinion. Fashion designs, costume designs, surface patterns on fabric, stitched canvases, embroideries and wall hangings etc. Print out six examples in colour. Pick examples that appeal to you in some way and make some notes about what attracts you to them.

Research textile artist and designers...

There are many textile artists and designers that have been inspired by surface textures in some way. Fashion designs, costume designs, surface patterns on fabric, stitched canvases, embroideries and wall hangings etc. Print out six examples in colour. Pick examples that appeal to you in some way.

