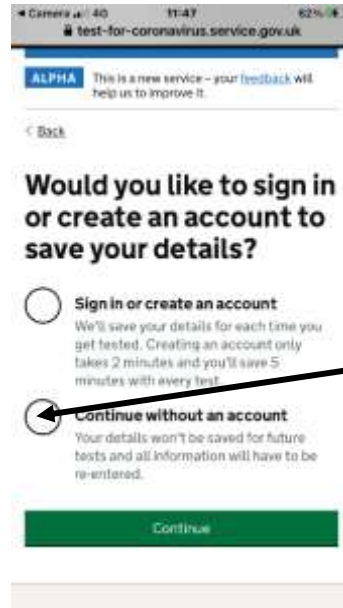


How to register your barcode online



Open camera app on phone and scan the QR code with the screen and then you will see "Website QR code" tap on this and it will take you to your web browser.

If this does not work then go to your web browser and type in gov.uk/enter-lateral-flow-test

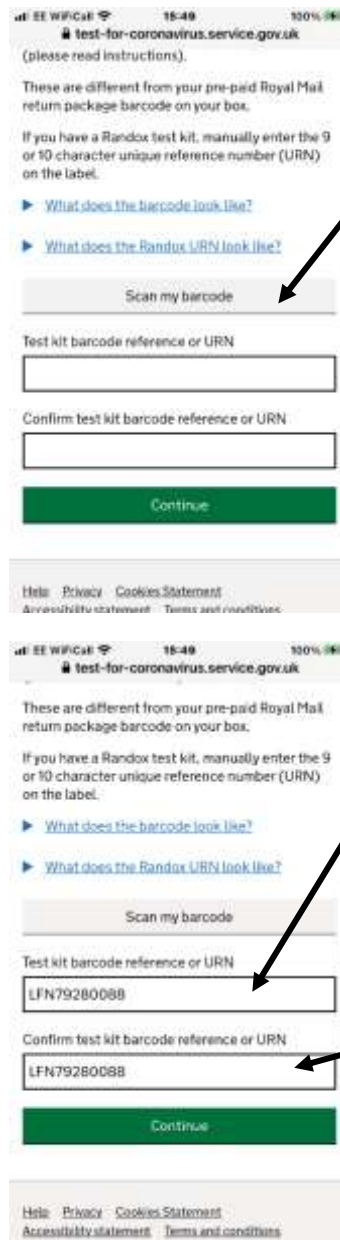


Please use "Continue without an account" then "Continue"



Tap on "Start now"

Tap on "Myself" then "Continue"



Tap on "Scan my barcode" Your phone will go to camera, you will need to get the white box over the barcode you need to keep the phone quite still for it to register and then it will go to

If this does not work you will then need to type the barcode in the two boxes then "Continue"

What's the test site's ID?

The test site ID will be either 3 or 4 characters.

If you're isolating after international travel, the test site is your government isolation hotel.

If you're still at the site and cannot find the test site ID, ask a member of staff.

If you're registering after leaving the site, staff should have told you to take a photo or write down the test site ID.

Test site ID

For example, THGR or 1234.

[Back](#)

Confirm the test site

Test site ID

NPVL [Change](#)

140510_Northampton School for Girls

Spinney Hill Road

Northampton

NN3 6DG

I used this test site

I did not use this test site

Camera on 40 11:49 62%

test-for-coronavirus.service.gov.uk

ALPHA This is a new service - your feedback will help us to improve it.

[Back](#)

Were you asked to take part in daily contact testing?

This means taking a test every day for 7 days (usually because you're a contact of someone who has tested positive for coronavirus).

Yes

No

18:51 100%

test-for-coronavirus.service.gov.uk

Select a date

Today, 13 January 2021

Tomorrow, 14 January 2021

A different date

Enter a time

For example, enter 9 then select am or pm

Hour

am

pm

[Help](#) [Privacy](#) [Cookies Statement](#)
[Accessibility statement](#) [Terms and conditions](#)

Type NPVL
then "Continue"

Tap on "I used
this test site"

then "Continue"

Tap on
"No"
then "Continue"

Tap on
"today's date"
Then put the hour
and am or pm
then "Continue"

18:51 100%

test-for-coronavirus.service.gov.uk

GOV.UK

Register a test

ALPHA This is a new service - your feedback will help us to improve it.

[Back](#)

What's your name?

First name

Last name

[Help](#) [Privacy](#) [Cookies Statement](#)
[Accessibility statement](#) [Terms and conditions](#)

18:51 100%

test-for-coronavirus.service.gov.uk

GOV.UK

Register a test

ALPHA This is a new service - your feedback will help us to improve it.

[Back](#)

What's your date of birth?

For example, 31 3 1980

Day	Month	Year
<input type="text"/>	<input type="text"/>	<input type="text"/>

[Help](#) [Privacy](#) [Cookies Statement](#)
[Accessibility statement](#) [Terms and conditions](#)

18:51 100%

test-for-coronavirus.service.gov.uk

GOV.UK

Register a test

ALPHA This is a new service - your feedback will help us to improve it.

[Back](#)

What's your gender?

Male

Female

[Help](#) [Privacy](#) [Cookies Statement](#)
[Accessibility statement](#) [Terms and conditions](#)

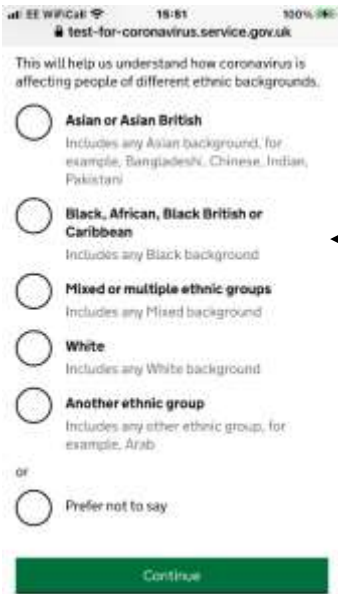
OCL

All content is available under the [Open Government Licence](#)

Fill in your name
then "Continue"

Fill in your date
of birth
then "Continue"

Tap on
"Female"
then "Continue"



Tap on ethnic group then "Continue"



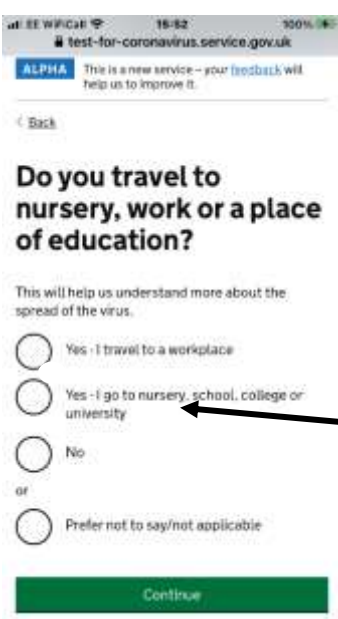
Tap on "Secondary school" then "Continue"



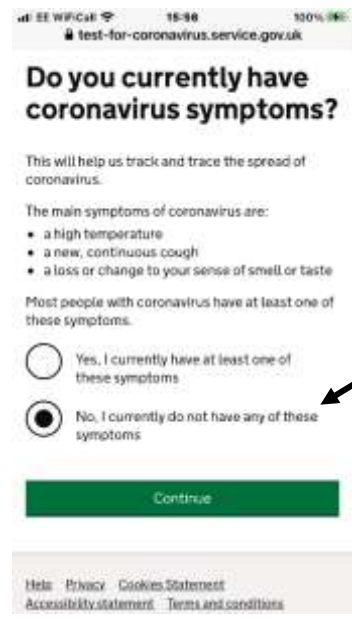
Tap on which best describes your background (you will get different options if you have not chosen white) then "Continue"



Fill in the next two boxes as shown "Northampton School for Girls" "Northampton" then "Continue"



Tap on "Yes - I go to nursery, school, college or university" then "Continue"



Tap on "No. I currently do not have any of these symptoms" then "Continue"



Please answer this question to your circumstances.
then "Continue"



Please answer this question to your circumstances.
then "Continue"



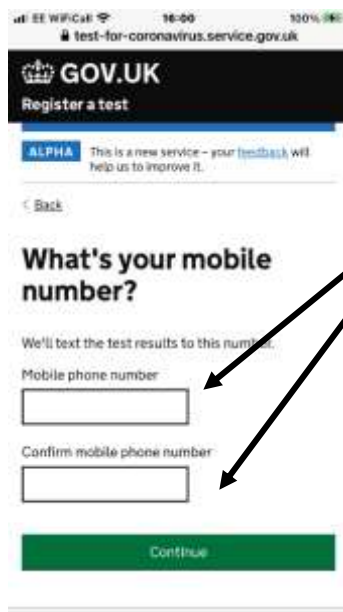
Fill in
"First line of your address"
Eg: 12 High Street
And
"Postcode"
Eg: NN3 6DG
then "Continue"



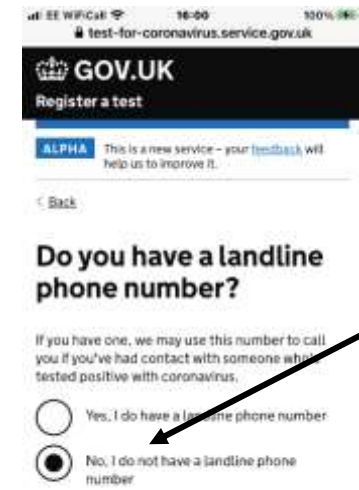
Tap on
"No. I do not have an email address"
(you will get your results through text)
then "Continue"



Tap on
"England"
then "Continue"



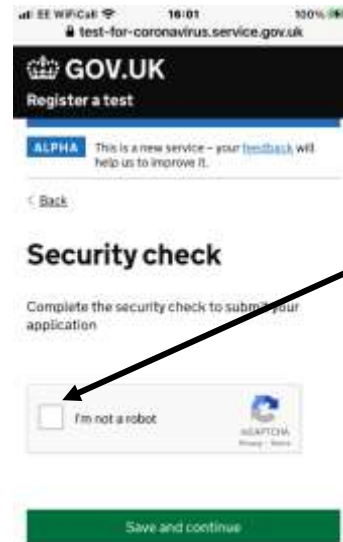
Fill in
Parent/Carer mobile number.
(you will need this as it will not let you go any further unless you have one)
then "Continue"



Tap on
"No, I do not
have a landline
phone number"
then "Continue"



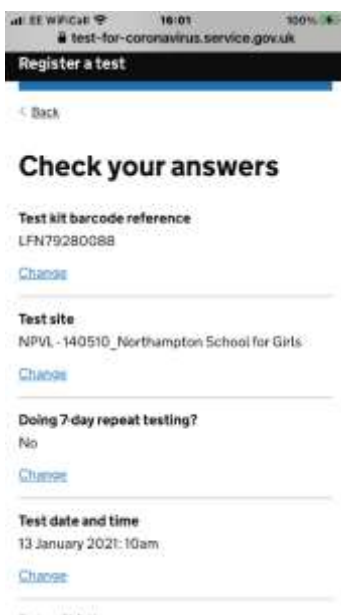
Tap on
"No, I do not know
my NHS number"
then "Continue"



Tap on
"I'm not a
robot"
then "Save and
Continue"



This is just an
example you will
have different
pictures
then "Verify"



Please check
your answers
then "Continue"



Then "Save and
Continue"
You have now
finished